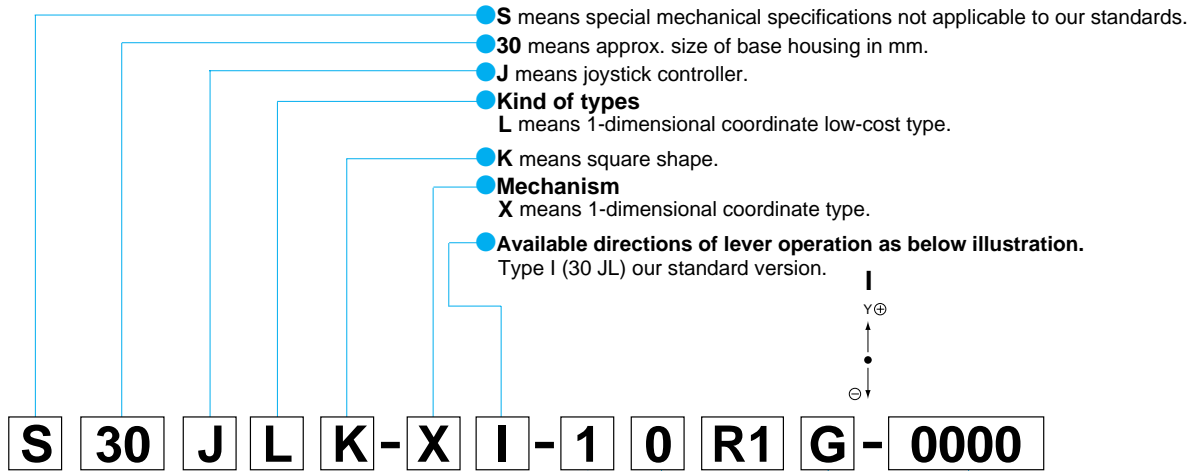


30JL

Nomenclature



Number of potentiometers to be mounted.

0...no potentiometer mounted.
 1...1 potentiometer mounted.

Number of switches to be mounted.

0...no switch mounted.
 1...1 switch mounted.
 2...2 switches mounted.

With spring return device

R1 : with spring return device for 1-dimensional coordinate type.
 (standard option)

Mounting accessories.

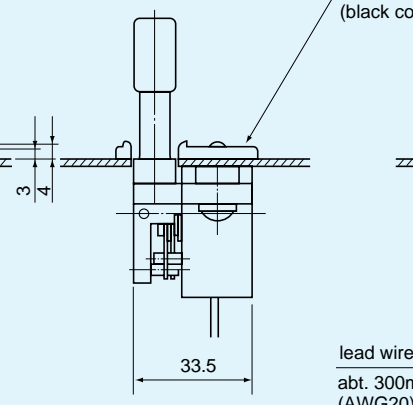
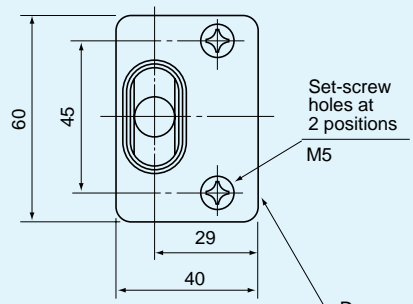
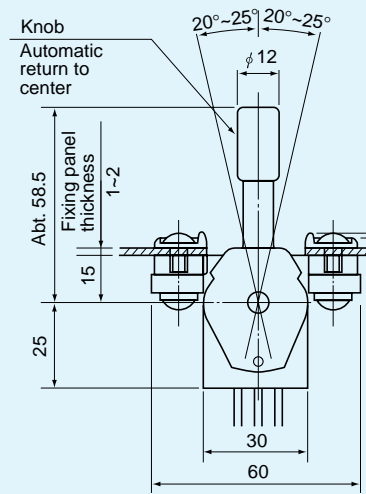

G : means with dust-proof rubber cover.
R : means with round-shaped knob.
H : means with flat-shaped knob.
P : means with sub-panel for mounting.

Special part number basing on customer's specifications with 4 digits number.

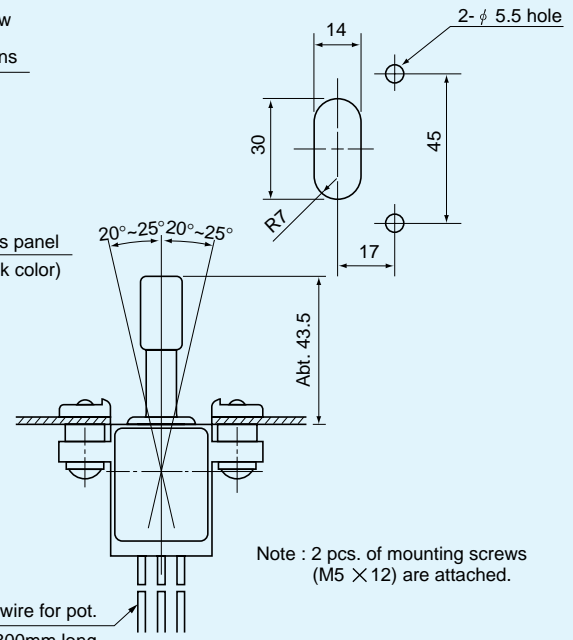
Standard Dimensions

(Standard version: model 30JLK-XI-10R1)

Direction of operation lever (type I)



Panel Arrangements



Note : 2 pcs. of mounting screws (M5 × 12) are attached.

lead wire for pot.
 abt. 300mm long
 (AWG20)

(Unit : mm)



30JLK-XI-10R1
(standard)



30JLK-XI-10R1RP
(with round shaped knob and sub-panel)



30JLK-XI-10R1HP
(with flat shaped knob and sub-panel)



30JLK-XI-10R1GRP
(with dust-proof rubber cover, round shaped knob and sub-panel)

Note : Sub-panel (P), rubber cover (G), round shaped knob (R) and flat shaped knob fitted on the above photos are an optional parts.

STANDARD SPECIFICATIONS

●Mechanical Performances

Controlling range of operating lever : $\pm 20^\circ \sim \pm 25^\circ$ from center position.

Operating force : With standard automatically center returning spring return device:
Standard... Approx. 1N ~ 2.5N (Approx. 100gf ~ 250gf).

With rubber cover... Approx. 1N ~ 5.5N (Approx. 100gf ~ 550gf)

Operating temperature range : $-20^\circ\text{C} \sim +60^\circ\text{C}$

Vibration : 10 ~ 55Hz 98m/s² (10G)

Shock : 294m/s² (30G)

Life expectancy : Approx. 2,000,000 operations

Mass : Approx. 100g

●Electrical Performances

Potentiometer mounted : Special conductive plastic resistive element exclusively used for 30JL series is incorporated.

Total resistance value : 10k Ω \pm 20%

Independent linearity tolerance : \pm 5%

Electrical rotating angle : Approx. 40°

Rated power : 0.1W

Output smoothness : Below 0.2% against input voltage

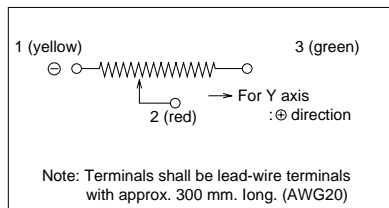
Contact resistance variation : Below 6% C.R.V.

Resolution : Essentially infinite

Dielectric strength : 1 minute at 500V.A.C.

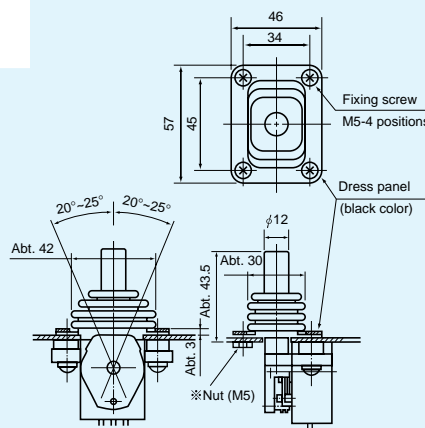
Insulation resistance : Over 1,000M Ω at 500V.D.C.

●Terminal Connection Diagram



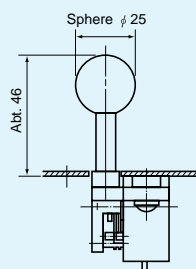
Dimensions of Optional Version

With dust-proof rubber cover

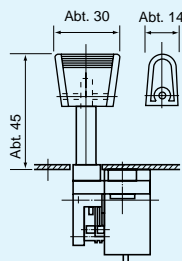


Note : 1) 4 pcs. of mounting screws (M5 X 12) are attached.
2) 2 pcs. of the attached nut (M5) "※" use for mounting of the one side.

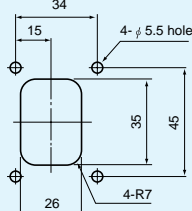
Round shaped knob



Flat shaped knob



■Panel Arrangements for dust-proof rubber cover type



(Unit : mm)

●Special Specifications Available

Please see page 41, a table of "Standard and Special Specifications Available".